

Credit Suisse Strategic Income Fund

July 31, 2025

Principal Investment Strategies

The fund pursues its investment objective of total return by investing in a broad range of debt instruments. "Strategic" in the fund's name means that the fund seeks both current income and capital appreciation as elements of total return.

In seeking to achieve its investment objective, the fund adjusts its portfolio's exposure amongst the various types of debt instruments based on market conditions and outlook. At any given time, the fund may have a substantial weighting in any one asset class.

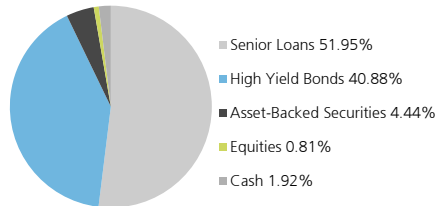
The fund's investment adviser and sub-adviser emphasize bottom-up fundamental credit analysis and top-down macroeconomic analysis, combined with a focused relative value approach, and are not constrained by any particular duration or credit quality targets. The fund's allocation among various debt instruments will be made on the basis of the portfolio managers' assessment of opportunities for total return relative to the risk of each type of investment. The fund may also take temporary defensive positions in cash and short-term bonds from time to time.

The fund may invest significantly in below investment grade debt securities and is authorized to invest without limit in these securities. The fund may invest in non-U.S. dollar denominated debt instruments. The fund may utilize foreign currency transactions, including currency options and forward foreign currency contracts, to hedge non-U.S. dollar investments or to establish or adjust exposure to particular foreign securities, markets or currencies, but it is not required to do so. The fund may take short positions in securities or indices and generally will do so by using swaps or futures or by selling a security short.

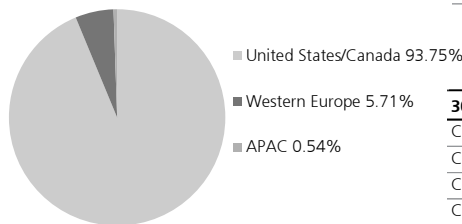
Fund Statistics¹

Net Assets (\$ Millions)	1,104.8	Average Price (of underlying)	97.12
Number of Issuers	450	Modified Duration²	1.45
Average Maturity (yrs)	5.02	Dividends Paid	Monthly

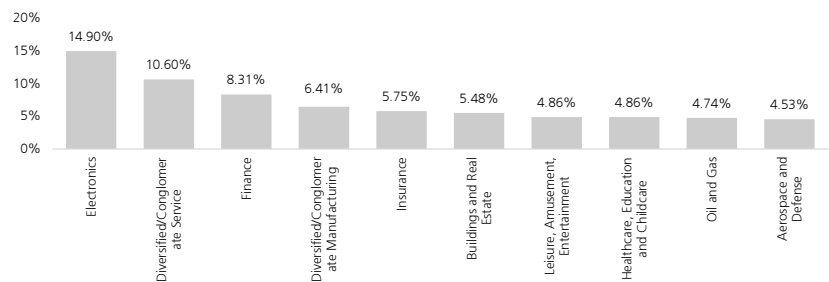
Top Security Types %¹



Regions¹



Top Ten Industries¹



Fund Facts

	Class A	Class C	Class I
Ticker Symbol	CSOAX	CSOCX	CSOIX
CUSIP	22540S760	22540S752	22540S745
NAV on 7/31/2025	\$9.49	\$9.49	\$9.49
52 Week High	\$9.58	\$9.59	\$9.58
52 Week High Date	9/19/2024	12/6/2024	9/19/2024
52 Week Low	\$9.18	\$9.19	\$9.19
52 Week Low Date	4/7/2025	4/7/2025	4/7/2025
Maximum Sales Charge ³	4.75%	1.00%	--

Top Ten Issuers (in % of Fund)¹

OID-OL INTERMEDIATE I, LLC	0.87
ABG Intermediate Holdings	0.82
Cloud Software Group Inc	0.79
Amentum Holdings Inc	0.73
Applied Systems Inc	0.71
Northern Oil & Gas Inc	0.70
Brown Group Holding LLC	0.70
Armor Holdco Inc	0.69
Mauser Packaging Solutions	0.66
AthenaHealth Group Inc	0.66
	7.34

30 Day Ann SEC Yield (%)^A

Class I	6.98
Class A (without sales charge)	6.72
Class A (with max. – sales charge)	6.40
Class C (without sales charge)	5.97
Class C (with max. 1.00% sales)	5.97

Past performance does not guarantee future results.

Source: UBS Asset Management (Americas) LLC, Bloomberg



**REFINITIV LIPPER
FUND AWARDS**
2023 WINNER
UNITED STATES



**LSEG Lipper
Fund Awards**
2024 Winner
United States

LSEG



**Lipper
Fund Awards**
Winner 2025
United States

Investment Team

The UBS Credit Investments Group is responsible for the day-to-day portfolio management of the fund. The current team members are John G. Popp, a Managing Director, Andrew Marshak, a Managing Director, Louis Farano, a Managing Director, David Mechlin, a Managing Director, Joshua Shedroff, a Managing Director and Wing Chan, a Managing Director. Messrs. Popp, Marshak, Farano, Mechlin, Shedroff and Ms. Chan have been members of the Credit Investments Group since 1997, 1997, 2006, 2006, 2008 and 2005, respectively.

Performance: Average Annual Total Returns (%) unless otherwise specified

	Latest Month End: 7/31/2025						Latest Quarter End: 6/30/25		
	3 Month (cumulative)	YTD (cumulative)	1 Year	3 Years	5 Years	10 Years	1 Year	5 Years	10 Years
Class I	3.32	3.72	7.07	8.85	6.56	5.62	7.59	7.03	5.56
Class A (without sales charge)	3.25	3.57	6.81	8.58	6.30	5.35	7.33	6.74	5.28
Class A (with max. – sales charge)	(1.69)	(1.39)	1.78	6.84	5.27	4.84	2.26	5.71	4.77
Class C (without sales charge)	2.95	3.13	5.90	7.78	5.51	4.56	6.53	5.97	4.51
Class C (with max. 1.00% sales charge)	1.63	2.13	4.91	7.78	5.51	4.56	5.53	5.97	4.51

Class I Gross Expense Ratio: 1.08%, Net Expense Ratio: 0.79%^B

Class A Gross Expense Ratio: 1.33%, Net Expense Ratio: 1.04%^B

Class C Gross Expense Ratio: 2.08%, Net Expense Ratio: 1.79%^B

From time to time, the fund’s investment adviser and co-administrators may waive some fees and/or reimburse some expenses at any time, without which performance would be lower. Waivers and/or reimbursements are subject to change. Returns represent past performance and include change in share price and reinvestment of dividends and capital gains. **Past performance does not predict future returns. Historical performance is not a reliable indicator for current or future performance. The current performance of the fund may be lower or higher than the figures shown. The fund’s yield, returns and share price will fluctuate, and redemption value may be more or less than original cost. Performance information current to the most recent month-end is available at www.credit-suisse.com/us/funds.**

The LSEG Lipper Fund Awards are based on the Lipper Leader for Consistent Return rating, which is a risk-adjusted performance measure calculated over 36, 60 and 120 months. Lipper Leaders fund ratings do not constitute and are not intended to constitute investment advice or an offer to sell or the solicitation of an offer to buy any security of any entity in any jurisdiction. For more information, see lipperfundawards.com

Refinitiv Lipper Fund Awards United States 2023 Winner, Credit Suisse Strategic Income Fund; I Class, Best Multi-Sector Income Fund over 10 Years. There were 51 peers in the 10-year data set.

LSEG Lipper Fund Awards United States 2024 Winner, Credit Suisse Strategic Income Fund; I Class, Best Multi-Sector Income Fund over 3, 5, and 10 Years. There were 96 peers in the 3-year data set, 84 peers in the 5-year data set, and 59 peers in the 10-year data set.

LSEG Lipper Fund Awards United States 2025 Winner, Credit Suisse Strategic Income Fund; I Class, Best Multi-Sector Income Fund over 3, 5, and 10 Years. There were 94 peers in the 3-year data set, 87 peers in the 5-year data set, and 64 peers in the 3-year data set.

Additional information on Award Methodology can be found here: [Methodology | LSEG Lipper Fund Awards](#):

1 Percentages and characteristics are as of 7/31/25 and may have changed subsequently. This is not a recommendation to purchase or sell securities. Quality ratings by Moody's Investors Service or Standard & Poor's Rating Group or, if unrated, deemed by UBS Asset Management, LLC to be of equivalent quality. No discussion with respect to specific companies should be considered a recommendation to purchase or sell any particular security/investment. The companies discussed do not represent all past investments. It should not be assumed that any of the investments discussed were or will be profitable, or that recommendations or decisions made in the future will be profitable. **2** Duration is a measure of the expected life of a fixed-income security that is used to determine the sensitivity of a security's prices to changes in interest rates. The longer a security's duration, the more sensitive it will be to changes in interest rates. **3** The current maximum initial sales charge for Class A shares is 4.75%, and is waived with respect to certain investment advisory clients, investors in employee retirement, stock, bonus, pension or profit-sharing plans, certain registered investment advisers and broker-dealers with clients participating in comprehensive fee programs, and certain other investors. The current maximum contingent deferred sales charge ("CDSC") for Class C shares is 1.00% during the first year.

A As of 7/31/25, without waivers and/or reimbursements, not including sales charges, the 30 day SEC yields would have been: for Class I shares, 6.71%; for Class A shares, 6.45%; and for Class C shares, 5.69%. The 30 Day SEC Yield represents the dividends and interest earned by the fund in the most-recent 30 day period after the deduction of expenses. This is expressed as an annual percentage rate. Yields may differ based on shares classes. **B** Estimated fees and expenses are taken from the prospectus dated 2/28/25. Net fees are reported net of fee waivers and expense reimbursements. Gross fees do not include these waivers or reimbursements. Waivers and expense reimbursements or credits will be in place until 2/28/26. Waivers are contractual.

Risk Considerations:

Below Investment Grade Securities Risk – Below investment grade securities are regarded as being predominantly speculative as to the issuer's ability to make payments of principal and interest. **Collateralized Loan Obligations Risk** – CLOs are subject to the risk of substantial losses due to actual defaults, decrease of market value due to collateral defaults and disappearance of subordinate tranches, market anticipation of defaults, and investor aversion to CLO securities as a class. **Conflict of Interest Risk** – Affiliates of Credit Suisse may act as underwriter, lead agent or administrative agent for loans and participate in the secondary market for loans. **Convertible Securities Risk** – The market value of a convertible security performs like that of a regular debt security; that is, if market interest rates rise, the value of a convertible security usually falls. **Credit Risk** – The issuer of a security, the borrower of a loan or the counterparty to a contract, including derivatives contracts, may default or otherwise become unable to honor a financial obligations. **Derivatives Risk** – Derivatives are financial contracts whose value depends on, or is derived from, the value of an underlying asset, instrument or index. **Extension Risk** – An unexpected rise in interest rates may extend the life of a mortgage-backed security beyond the expected prepayment time, typically reducing the security's value. **Foreign Securities Risk** – Investing outside the U.S. carries additional risks that include: **Currency Risk** – Fluctuations in exchange rates between the U.S. dollar and foreign currencies may negatively affect an investment. **Information Risk** – Key information about an issuer, security or market may be inaccurate or unavailable. **Political Risk** – Foreign governments may expropriate assets, impose capital or currency controls, impose punitive taxes, or nationalize a company or industry. **Futures Contracts Risk** – The risks associated with the fund's use of futures contracts include the risk that: (i) changes in the price of a futures contract may not always track the changes in the market value of the underlying reference asset; (ii) trading restrictions or limitations may be imposed by an exchange, and government regulations may restrict trading in futures contracts; and (iii) if the fund has insufficient cash to meet margin requirements, the fund may need to sell other investments, including at disadvantageous times. **Hedged Exposure Risk** – The fund's hedging activities could multiply losses generated by a derivative used for hedging purposes. **Interest Rate Risk** – Changes in interest rates may cause a decline in the market value of an investment. **Liquidity Risk** – Certain portfolio holdings may be difficult or impossible to sell at the time and the price that the fund would like. **Market Risk** – The market value of an instrument may fluctuate, sometimes rapidly and unpredictably. **Mortgage- and Asset-Backed Securities Risks** – The value of the fund's mortgage backed securities can fall if the owners of the underlying mortgages pay off their mortgages sooner than expected, which could happen when interest rates fall, or later than expected, which could happen when interest rates rise. **Prepayment Risk** – In a declining interest rate environment, prepayment of loans and other fixed income instruments with high stated interest rates may increase. **Senior Loans Risk** – Senior Loans are subject to the risk that a court could subordinate a Senior Loan, which typically holds the most senior position in the issuer's capital structure, to presently existing or future indebtedness or take other action detrimental to the holders of Senior Loans. **Short Position Risk** – Taking short positions involves leverage of the fund's assets and presents various risks. **U.S. Government Securities Risk** – Obligations of U.S. Government agencies and authorities are supported by varying degrees of credit but generally are not backed by the full faith and credit of the U.S. Government. **Valuation Risk** – The lack of an active trading market may make it difficult to obtain an accurate price for an instrument held by the fund. For a detailed discussion of these and other risks, please refer to the fund's Prospectus, which should be read carefully before you invest.

Fund shares are not deposits or other obligations of UBS Asset Management, LLC or any affiliate, are not insured by the Federal Deposit Insurance Corporation and are not guaranteed by UBS Asset Management, LLC or any affiliate. Fund investments are subject to investment risks, including loss of your investment.

This is a traditional benchmark agnostic approach which seeks to generate a return in all circumstances. This does not constitute a guarantee by UBS Asset Management

The fund's investment objectives, risks, charges and expenses (which should be considered carefully before investing), and more complete information about the fund, are provided in the Prospectus, which should be read carefully before investing. You may obtain copies by calling 800-577-2321. For up-to-date performance, please visit our website at www.credit-suisse.com/us/funds.

UBS Asset Management (US) Inc., DISTRIBUTOR

Copyright © 2025 by UBS AG and/or its affiliates. All rights reserved.

