

# Credit Suisse Asset Management Income Fund, Inc.

## Investment Approach

The fund is a diversified, closed-end management investment company. The fund's investment objective is current income consistent with the preservation of capital.

The fund primarily invests in high yield fixed income securities that are in the lower ratings categories of Moody's Investor Services, Inc., Standard & Poor's, a division of the McGraw-Hill Companies, Inc. or another nationally recognized ratings service. The fund may also invest in debt securities issued or guaranteed by the U.S. government, or by agencies or instrumentalities established or sponsored by the U.S. government, including mortgage-backed securities. The fund may also invest in loans and loan participations, including senior secured floating Loans, "second lien" secured floating rate Loans, and other types of secured Loans with fixed and variable interest rates.

The investment adviser may take full advantage of the entire range of maturities of fixed income securities and may adjust the average maturity of the investments held in the fund's portfolio from time to time, depending on its assessment of relative yields of securities of different maturities and its expectations of future changes in interest rates.

## Fund Facts


Symbol	CIK
CUSIP	224916106
Price on 30.09.2025	2.93
NAV on 30.09.2025	2.91
Price 52 Week High/Low	3.09 / 2.62
Price 52 Week High/Low Date	08.10.2024 / 07.04.2025
Premium/Discount	0.69%

Source: UBS Asset Management, LLC, Bloomberg

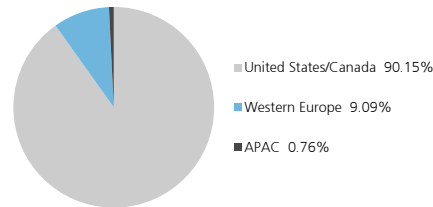
## Fund Statistics<sup>1</sup>

Net Assets (\$ Millions)	159.4	Average Price (of underlying)	97.53
Number of Issuers	238	Leverage	30.21%
Average Maturity (yrs)	4.98	Dividends Paid	Monthly
Modified Duration <sup>2</sup>	2.34		

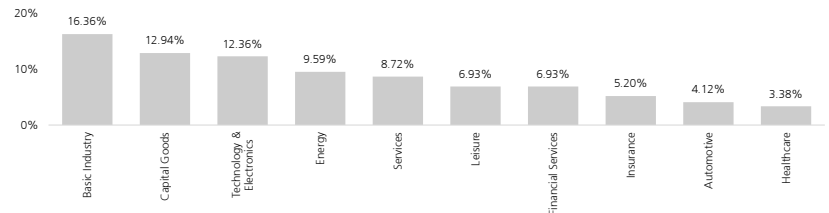
## Top Security Types %<sup>1</sup>



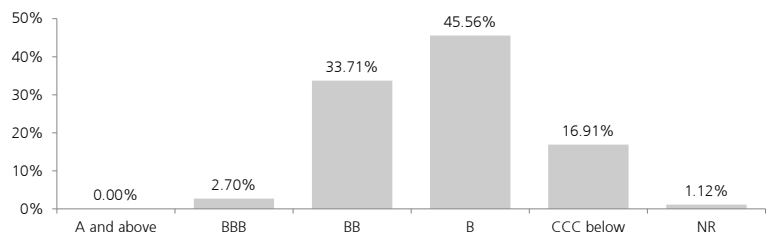
## Regions<sup>1</sup>



## Top Ten Industries<sup>1</sup>



## Quality of Fund (% of Fund)<sup>1,3</sup>



## Top Ten Issuers (in % of Fund)<sup>1</sup>

Northern Oil & Gas Inc	1.91
Boost Newco Borrower LLC	1.47
Mauser Packaging Solutions Holding Co	1.22
Allied Universal Holdco LLC	1.21
Six Flags Entertainment Corp	1.04
CQP Holdco LP /BIP-V Chinook Holdco LLC	0.99
Cloud Software Group Inc	0.99
First Quantum Minerals Ltd	0.99
Insight Enterprises Inc	0.99
Jones Deslauriers Insurance Management Inc	0.98
<b>Total</b>	<b>11.80</b>

## Fund Goal and Investment Risks

The Fund's investment objective is current income consistent with the preservation of capital.

Portfolios contain investments rated below investment grade. These investments are speculative in nature and are considered to have a high degree of investment risk. Such assets have greater default risks, greater exposure to market volatility and liquidity risks when compared to investment grade debt obligations.

There may be limited liquidity for some of the securities that the fund invests in due to the lack of a secondary market, while transfer restrictions on the securities will further limit that. Portfolios invest in globally denominated assets, some of which may be subject to a greater degree of regional economic conditions and sovereignty risks. As portfolio investments may be denominated in currencies other than the reference currency, the overall value can be impacted by changing exchange rates.

## Investment Team

The UBS Credit Investments Group is responsible for the day-to-day portfolio management of the fund. The current team members are Wing Chan, a Managing Director, David Mechlin, a Managing Director, Joshua Shedroff, a Managing Director, and Michael Adelman, an Executive Director. Ms. Chan, Messrs. Mechlin, Shedroff and Adelman have been members of the Credit Investments Group since, 2008, 2006, 2008, and 2014, respectively.

### Performance: Average Annual Total Returns (%) *unless otherwise specified*

	Latest Month End: 9/30/2025						Latest Quarter End: 9/30/2025		
	3 Month (cumulative)	YTD (cumulative)	1 Year	3 Years	5 Years	10 Years	1 Year	5 Years	10 Years
At NAV	1.28	5.03	5.31	12.72	7.12	7.70	5.31	7.12	7.70
At Market Price	1.29	9.06	3.64	13.69	9.44	9.70	3.64	9.44	9.70

Gross Expense Ratio: 2.96%, Net Expense Ratio: 2.96%<sup>A</sup>

Credit Suisse may waive fees and/or reimburse expenses, without which performance would be lower. Waivers and/or reimbursements are subject to change and may be discontinued at any time. **Returns represent past performance.** Total investment return at net asset value is based on the change in the net asset value of Fund shares and assumes reinvestment of dividends and distributions, if any, at actual prices pursuant to the Fund's dividend reinvestment program. Total investment return at market value is based on the change in the market price at which the Fund's shares traded on the stock exchange during the period and assumes reinvestment of dividends and distributions, if any, at actual prices pursuant to the Fund's dividend reinvestment program. Because the Fund's shares trade in the stock market based on investor demand, the Fund may trade at a price higher or lower than its NAV. Therefore, returns are calculated based on NAV and share price. **Past performance is no guarantee of future results. The Fund's yield, return, NAV and market price will fluctuate. Performance information current to the most recent month end is available by calling 1-800-293-1232. The current performance of the fund may be lower or higher than the figures shown. The fund's yield, returns and share price will fluctuate, and redemption value may be more or less than original cost. Performance information current to the most recent month-end is available at [www.credit-suisse.com/us/funds](http://www.credit-suisse.com/us/funds).**

**1** Percentages and characteristics are as of 30.09.2025 and may have changed subsequently. This is not a recommendation to purchase or sell securities. Quality ratings by Moody's Investors Service or Standard & Poor's Rating Group or, if unrated, deemed by Credit Suisse Asset Management, LLC to be of equivalent quality. **2** Duration is a measure of the expected life of a fixed-income security that is used to determine the sensitivity of a security's prices to changes in interest rates. The longer a security's duration, the more sensitive it will be to changes in interest rates. **3** The fund itself has not been rated by an independent rating agency. Credit quality ratings on underlying securities of the fund are received from S&P and Moody's and converted to the equivalent S&P major rating category. This breakdown is provided by Credit Suisse and takes the mean rating of the two agencies when both agencies rate a security differently. If only one agency rates a security then that is all that is provided. Unrated securities do not necessarily indicate low quality. Below investment-grade is represented by a rating of BB and below. Ratings and portfolio credit quality may change over time.

<sup>A</sup>Gross and Net Expense Ratio taken from the Annual Report dated 31.12.2024.

**Risk Considerations:**

**CDO Risk** – In addition to the general risks associated with fixed income securities discussed herein, CDOs carry additional risks, including: (i) the possibility that distributions from collateral securities will not be adequate to make interest or other payments; (ii) the quality of the collateral may decline in value or default; (iii) the possibility that the CDO securities are subordinate to other classes; and (iv) the complex structure of the security may not be fully understood at the time of investment and may produce disputes with the issuer or unexpected investment results. **Covenant-Lite Loans Risk** – The Fund may experience relatively greater realized or unrealized losses or delays in enforcing its rights on its holdings of certain covenant-lite Loans than its holdings of non-covenant lite Loans. **Interest Rate Futures and Related Options Risk** – There are several risks in connection with the use of interest rate futures contracts as a hedge for transactions and anticipated transactions, including the risk of unlimited loss and significant distortions between the prices of futures contracts and those of the securities being hedged. **Securities Lending Risk** – In connection with its loans of portfolio securities, the Fund may be exposed to the risk of delay in recovery of the loaned securities or possible loss of rights in the collateral should the borrower become insolvent. **Short Sale Risk** – Short sales involve the risk that the Fund will incur a loss by subsequently being required to buy a security at a higher price than the price at which the Fund previously sold the security short. **LIBOR Risk** – The transition away from LIBOR may lead to increased volatility and illiquidity in markets that are tied to LIBOR, reduced values of LIBOR related investments, and reduced effectiveness of hedging strategies, adversely affecting the Fund's performance or net asset value. For a detailed discussion of these and other risks, please refer to the fund's Prospectus, which should be read carefully before you invest.

Fund shares are not deposits or other obligations of Credit Suisse Asset Management, LLC or any affiliate, are not insured by the Federal Deposit Insurance Corporation and are not guaranteed by Credit Suisse Asset Management, LLC or any affiliate. Fund investments are subject to investment risks, including loss of your investment.

**The fund's investment objectives, risks, charges and expenses (which should be considered carefully before investing), and more complete information about the fund, are provided in the Prospectus, which should be read carefully before investing. You may obtain copies by calling 800-577-2321. For up-to-date performance, please visit our website at [www.credit-suisse.com/us/funds](http://www.credit-suisse.com/us/funds).**

UBS Asset Management (US) Inc., DISTRIBUTOR

Copyright © 2025 by UBS AG and/or its affiliates. All rights reserved.

